




**Separate Silos:
Closing the Gaps Between the Medical and Legal
Systems' Response to IPV
-Findings from an Interdisciplinary NIJ Study-**

Rhodes, Cerulli, Dichter, Kothari,

+ National Institute of Justice Study



Study Aims



1. Does victim participation in prosecution improve victim safety?
2. Does victim participation in prosecution result in improved victim health?

INTEGRATED CRIMINAL JUSTICE / HEALTHCARE DATABASE

**PHASE I-Completed Prior to
NIJ Project
(PI- Rhodes/Kothari)**

**PHASE II-NIJ Data Collected
(PI- Rhodes/Cerulli)**

PROSECUTOR RECORDS

“Prosecution” measures:

- *Case approved/denied for prosecution
- *Case events & dates
- Evidence collected by prosecution
- Pretrial bond conditions

“Victim Participation” measures:

- Victim contacts & dates
- Victim stated wishes & dates

Covariate measures:

- *Individual victim characteristics
- *Individual perpetrator characteristics
- *Relationship of victim/perpetrator
- *Characteristics of index case assault
- *Case disposition & sentence

EMERGENCY DEPARTMENT VISIT RECORDS

“Safety” measure

- *ED visits & dates
- *Type of visit (injury, crisis)
- *IPV documentation

911 RECORDS

“Safety” measure

- 911 call dispatched for IPV
- Charging request to prosecutor
- Case approved for prosecution

CRIMINAL COURT RECORDS

“Safety” measure

- Pretrial bond violations
- Probation violations

CIVIL COURT PROTECTION ORDER RECORDS

“Safety” measure

- Petitions for personal protection order
- Orders granted by civil court
- Order violations by perpetrator

FINAL, INTEGRATED DATABASE

*Data collected prior

+ Safety During Prosecution

Table 4. Pre-Disposition Period – from day after event to case closure.

	Police Event		ED IPV/Injury Event	
	aOR (95% CI)	p-value	aOR (95% CI)	p-value
Call 911				
No	<i>Ref</i>		<i>Ref</i>	
Yes	1.30 (1.02-1.67)	.038*	1.09 (0.68-1.74)	.717
Wish				
Authorize or Ambivalent	0.95 (0.70-1.29)	.749	1.61 (1.00-2.59)	.048*
Drop	<i>Ref</i>		<i>Ref</i>	
Contact with DA				
No	<i>Ref</i>		<i>Ref</i>	
Yes	0.63 (0.49-0.83)	.001**	1.05 (0.68-1.62)	.828
Wish/Contact				
Pros-No/Vic-No	<i>Ref</i>		<i>Ref</i>	
Pros-No/Vic-Yes	0.85 (0.52-1.38)	.326	1.52 (0.62-3.71)	.362
Pros-Yes/Vic-No	1.27 (0.95-1.90)	.509	2.03 (0.92-4.50)	.081
Pros-Yes/Vic-Yes	0.73 (0.49-1.09)	.127	2.02 (0.96-4.25)	.065

Controlling for: victim ever changed wishes, victim age, victim substance use at index event, victim race, victim pregnant at index, victim has child, defendant substance use at index, defendant prior DV conviction, defendant block group SES, victim and defendant married at index, victim and defendant cohabiting at index, prior IPV within the couple, victim and defendant have children in common, charge class, severity of violence, defendant served time in jail pre-disposition, number of days since index incident



Safety Pre-Post Prosecution



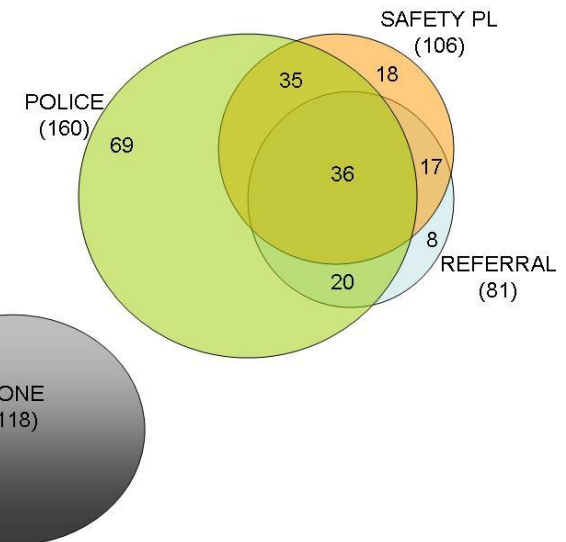
Table 5. Combined Pre/Post-Period – from incident to one year post-closure or end of data (12/31/02)

	Police Event		ED IPV/Injury Event	
	aOR (95% CI)	p-value	aOR (95% CI)	p-value
Call 911				
No	<i>Ref</i>		<i>Ref</i>	
Yes	1.19 (0.98-1.44)	.076	1.04 (0.80-1.34)	.783
Wish				
Authorize or Ambivalent	0.89 (0.72-1.11)	.306	0.92 (0.70-1.21)	.546
Drop	<i>Ref</i>		<i>Ref</i>	
Contact with DA				
No	<i>Ref</i>		<i>Ref</i>	
Yes	0.69 (0.57-0.84)	<.001**	0.97 (0.73-1.28)	.815
Wish/Contact				
Pros-No/Vic-No	<i>Ref</i>		<i>Ref</i>	
Pros-No/Vic-Yes	0.75 (0.54-1.06)	.099	1.09 (0.71-1.67)	.686
Pros-Yes/Vic-No	1.03 (0.77-1.39)	.839	0.97 (0.63-1.50)	.888
Pros-Yes/Vic-Yes	0.70 (0.53-0.92)	.012*	0.95 (0.64-1.42)	.808

Controlling for: victim age, victim substance use at index event, victim race, victim pregnant at index, victim has child, defendant substance use at index, defendant prior DV conviction, defendant block group SES, victim and defendant married at index, victim and defendant cohabiting at index, prior IPV within the couple, victim and defendant have children in common, charge class, severity of violence, defendant served time in jail pre- or post-disposition, days since index incident, pre- or post-disposition, victim changed wishes

+ Emergency Dept. Visit Findings

	Total N	IPV Identified at ED Visit			
		N	Row %	aOR	95%CI
Total	4306	321	7.5		
ED visit +/- 1 day of police call	203	125	61.6	12.60**	(7.86 – 20.20)
Brought by Police	69	21	30.4	2.06	(0.97 – 4.38)
<u>Chief Complaints</u>	3378				
Medical	294	116	3.4	(reference)	
MH/SA	470	54	18.4	0.92	(0.44 – 1.93)
Injury	164	35	7.4	0.53	(0.10 – 2.67)
Assault (incl. IPV)		116	70.7	17.16**	(9.43 – 31.24)
Mental Health Noted	683	92	13.5	5.67**	(2.92 – 11.02)
Substance Use/Abuse Noted	589	99	16.8	1.47	(0.97 – 2.23)
*=p<.05, ** = p <.001					

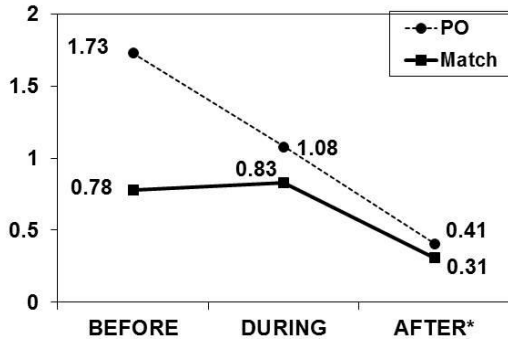


Rhodes, K. V., Kothari, C. L., Dichter, M. E., Cerulli, C., Wiley, J., & Marcus, S. (2011) Intimate partner violence identification and response in the emergency department: Time for a change in strategy. *Journal of General Internal Medicine, 26(8)*, 894-899.

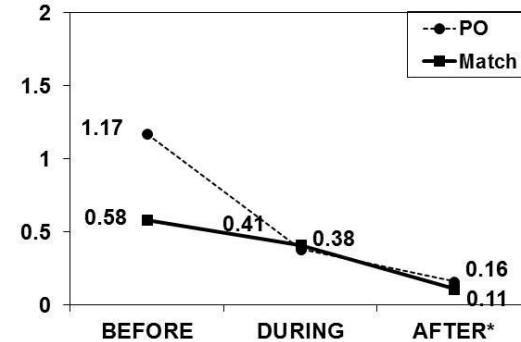
+ Protection Order Findings



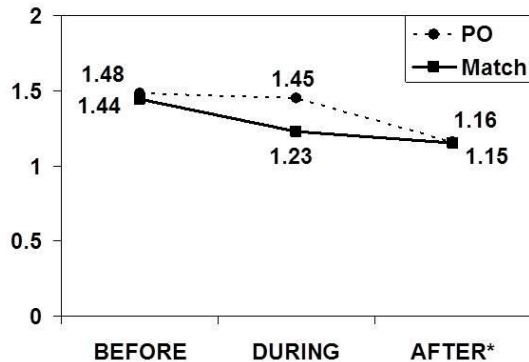
TOTAL POLICE INCIDENTS
-Average Annualized Event Rates-



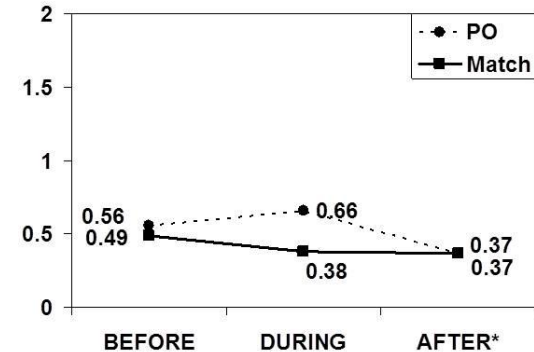
ASSAULT POLICE INCIDENTS
-Average Annualized Event Rates-



TOTAL EMERGENCY DEPARTMENT VISITS
-Average Annualized Event Rates-



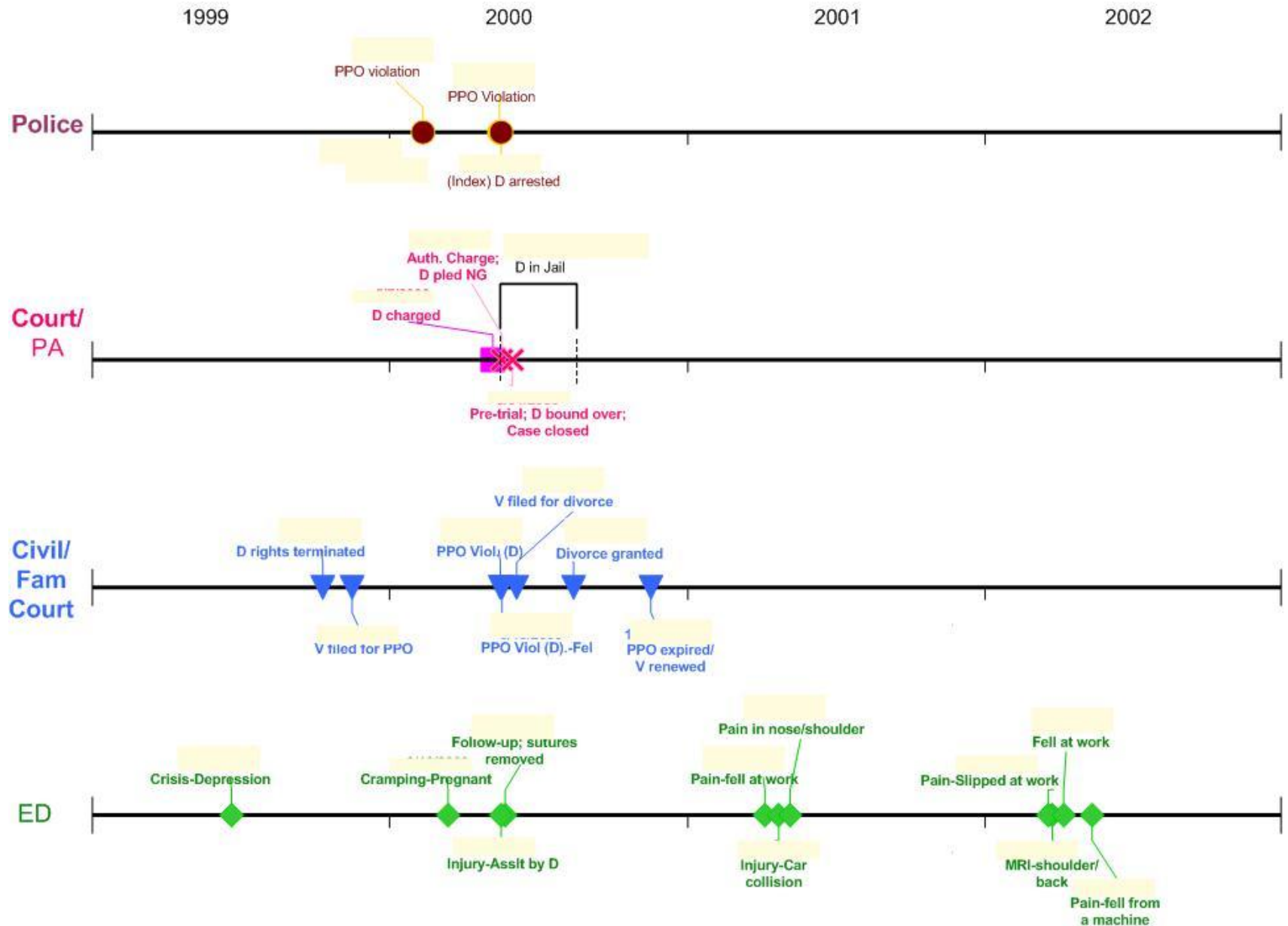
INJURY EMERGENCY DEPARTMENT VISITS
-Average Annualized Event Rates-



*Mean rate of events per 12 month period. = $[(\# \text{ events}) / (\# \text{ days in period})] * 365$

** PO (N=117) & Match (N=124)

Timeline of Service Utilization





Final Report

Rhodes, K.V., Cerulli, C., Kothari, C.L., Dichter, M.E., Marcus, S. (2011). Victim Participation in Intimate Partner Violence Prosecution: Implications for Safety – Technical Report. *National Institute of Justice grant # 2006-WG-BX-0007*. <https://www.ncjrs.gov/pdffiles1/nij/grants/235284.pdf>

Publications

Kothari, C., Cerulli, C., Marcus, S. & Rhodes, K. (2009) Perinatal Status and Help-Seeking for Intimate Partner Violence. *Journal of Women's Health, 18(10)*, 1639-1646.

Rhodes, K.V., Cerulli, C., Dichter, M.E., Kothari, C.L., & Barg, F.K. (2010). “I didn’t want to put them through that”: The influence of children on victim decision-making in intimate partner violence cases. *Journal of Family Violence, 25(5)*, 485-493.

Dichter, M., Cerulli, C., Kothari, C., Barg, F., Rhodes, K. (2011) Engaging with the Criminal Prosecution: The Victim’s Perspective. *Women and Criminal Justice, 21(1)*, 21-37.

Rhodes, K. V., Dichter, M. E., Kothari, C. L., Marcus, S. C., & Cerulli, C. (2011) The impact of children on victim decision-making regarding criminal prosecution and civil protection. *Journal of Family Violence, 26(5)*, 355-364.

Rhodes, K. V., Kothari, C. L., Dichter, M. E., Cerulli, C., Wiley, J., & Marcus, S. (2011) Intimate partner violence identification and response in the emergency department: Time for a change in strategy. *Journal of General Internal Medicine, 26(8)*, 894-899.



Continued

Cerulli, C., Kothari, C. L., Dichter, M. E., Marcus, S. C., Wiley, J., & Rhodes, K. V. Victim participation in intimate partner violence prosecution: Implications for safety. *Violence Against Women*. (In Press).

Kothari C.L., Rhodes K.V., Wiley J.A., Fink J., Overholt S., Dichter M.E., Marcus S.C., Cerulli C. Protection orders protect against assault and injury: A longitudinal study of police-involved women victims of intimate partner violence. *Journal of Interpersonal Violence*. (In Press).

+ Findings into Practice



+ Intervention

