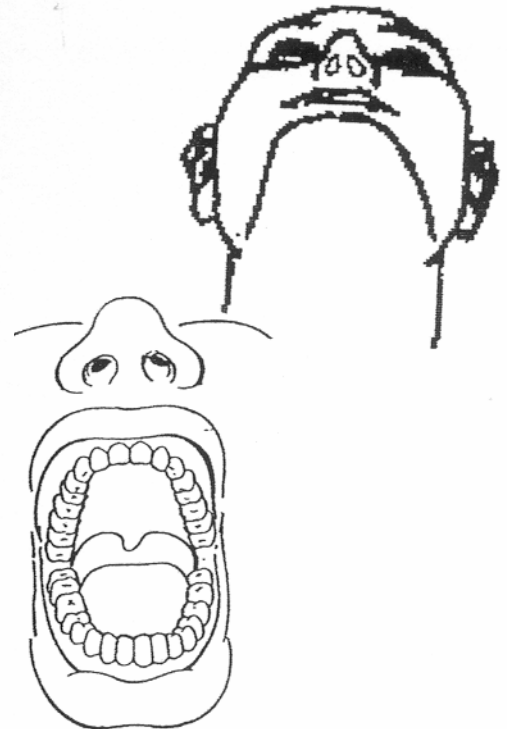
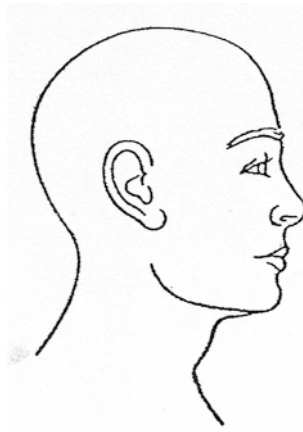
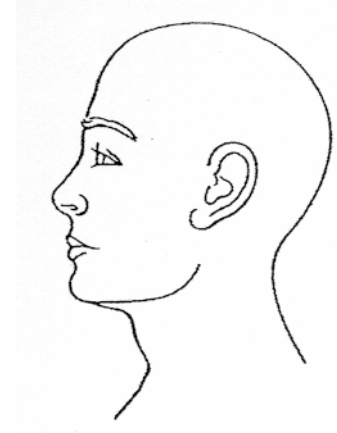
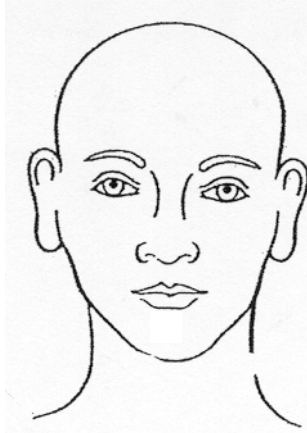


STRANGULATION DOCUMENTATION FORM

When a victim asks or states that she/he was choked and/or strangled, the following symptoms should be documented, both in writing and photographed for evidence collection. Look for strangulation injuries behind the ears, back of neck, chest and shoulder areas, eyelids (above and under), jaw and upper chin. "Where" did you hold/control/choke/strangle you?

- No injury noted/visible
- Neck pain
- Sore throat
- Scratch marks
- Voice changes (e.g. raspy or hoarse)
- Difficulty swallowing
- Nausea or vomiting
- Bruising
- Red spots/petechiae hemorrhages
- Fainting or unconsciousness
- Light headed
- Incontinence (urination and/or defecation)
- Red eyes
- Rope or cord burns
- Neck swelling
- Miscarriage
- Breathing changes
- Loss of memory/headaches
- Coughing
- Photographs taken
- Audio tape taken of voice
- _____
- _____
- _____



Method of strangulation

- One arm L Rt Unk Fist Open Close
- One hand L Rt Unk
- Two hands
- Ligature
- Approached from front
- Approached from behind
- Other (please describe) _____

Form developed by D. Faugno, MSN, RN, CPN, SANE-A, SANE-P, FAFS, DF-IAFN
 EVAWINT.org Board of Directors